



Aqualift F XL 300 liters

Products

Illustration and dimensioned drawing

Article description

Voltage

SPF

Article #



Illustration shows Art. # 11 101

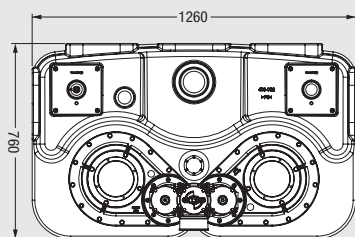
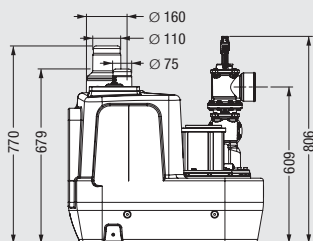
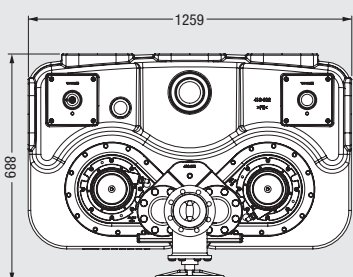
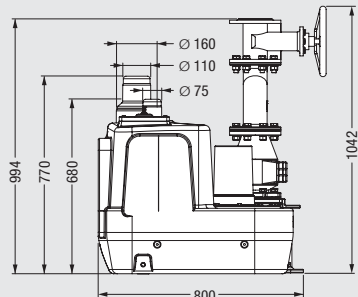


Illustration shows Art. # 11 113



Lifting station *Aqualift F XL* for free standing installation Tank volume: 300 liters Pump volume: 175 liters

Twin station with two SPF pumps for wastewater with or without sewage for free-standing installation in frost-free rooms

Consisting of:

Polyethylene storage chamber with clean-out opening. Spigots for vertical inlet \varnothing 110 mm/160 mm, ventilation \varnothing 75 mm and for manual diaphragm pump \varnothing 32 mm. Horizontal inlet \varnothing 50 mm to \varnothing 200 mm by sawing.

Pressure sensor controlled **single / twin wastewater pumps** with non-chokable impeller to pump wastewater with or without sewage (open channel passage 40 mm). Pump is rated submersible (IP 68), pump cable length 5 m.

Operating mode: S1 or S3

Vertical/ horizontal outlet with integrated non-return valve, with/without closure valve (provided loose), with hose section or flange.

Single pump lifting stations:

- 1 without closure valve (vertical pressure outlet)
- 2 with plastic closure valve (horizontal pressure outlet \varnothing 110)
- 3 with cast iron closure valve

Twin pump lifting stations:

- 4 without closure valve (vertical pressure outlet)
- 5 with plastic closure valve (horizontal pressure outlet \varnothing 110)
- 6 with cast iron closure valve (vertical pressure outlet DN 80)

Comfort control unit with mains power ON / OFF switch and multilingual digital display (EN, DE, FR, IT, PL, NL) showing current operational status, settings and logbook; control unit is splash proof (IP 54), wall mounted, voltage 230 V or 400 V at 50 Hz. With potential-free/BMS contact (optional at 230 V).

CE EN 12050-1

Single pump lifting stations:

1	230 V	1400-S3	11 009
2	230 V	1400-S3	11 011
1	400 V	1500-S3	11 027
2	400 V	1500-S3	11 029
1	400 V	3000-S3	11 045
2	400 V	3000-S3	11 047
1	400 V	4500-S3	11 064
3	400 V	4500-S3	11 066
1	400 V	5500-S3	11 077
3	400 V	5500-S3	11 079

Twin pump lifting stations:

4	230 V	1400-S1	11 090
5	230 V	1400-S1	11 091
4	400 V	1500-S1	11 100
5	400 V	1500-S1	11 101
4	400 V	3000-S1	11 110
5	400 V	3000-S1	11 111
6	400 V	3000-S1	11 113
4	400 V	4500-S1	11 123
6	400 V	4500-S1	11 124
4	400 V	5500-S3	11 078
6	400 V	5500-S3	11 080

